



Adirondack stol montering




1. Legge fram deler

- A. 2 rygg support spant
- B. 1 front stykke
- C. 1 bunn rygg spenne
- D. 1 topp rygg spenne
- E. 7 sete spiler
- F. 2 armlener
- G. 2 front leg
- H. 6 sete spiler
- I. 2 trekant stykker
- J. 2 sider

K. Maskinvare:

 34 mm skruer – 4 stk

 66 mm bolt – 2 stk

 38 mm skruer - 8 stk

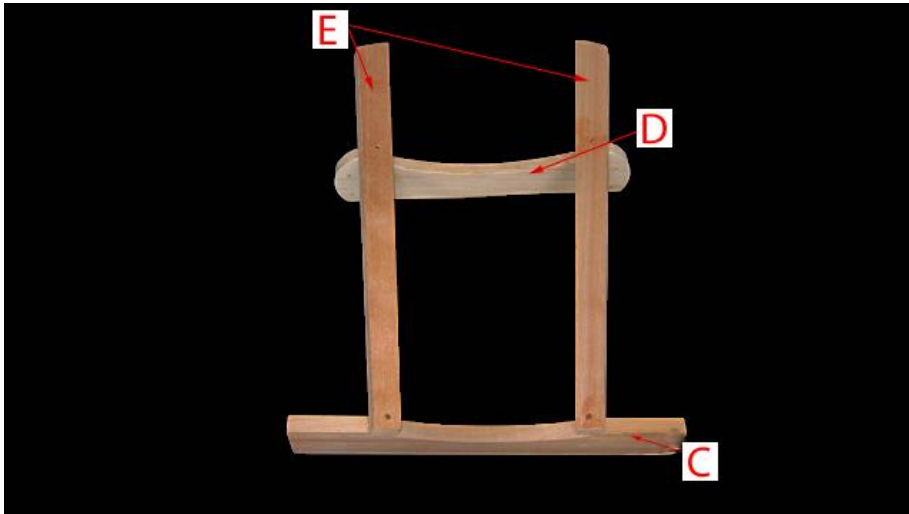
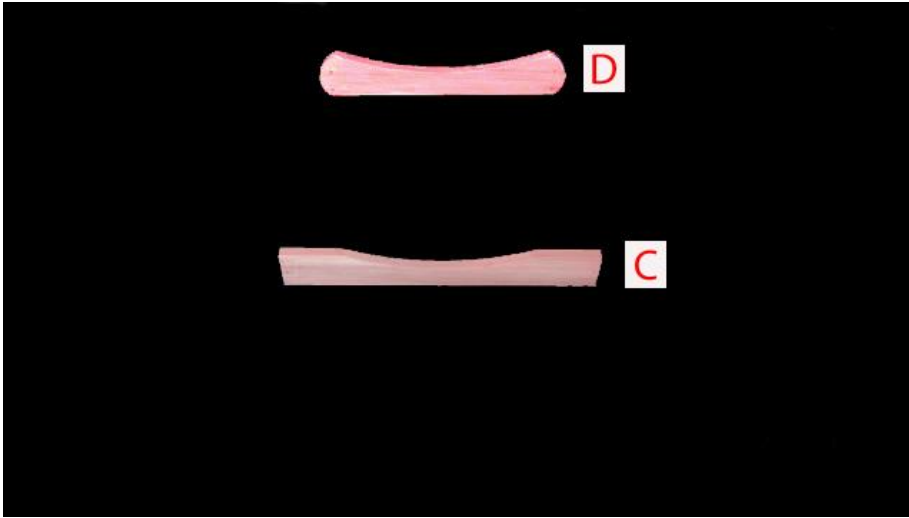
 104 mm bolt – 2 stk

 50 mm skruer - 37 stk




♥ Takk for at dere valgte Canadian Outdoor ♥

2. Montere rygg

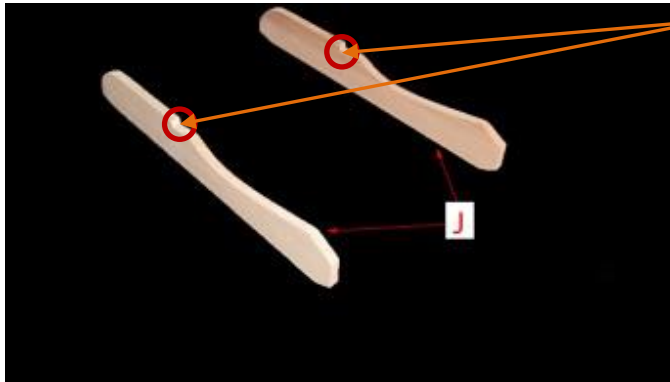


Skruer
50 mm - 14 stk

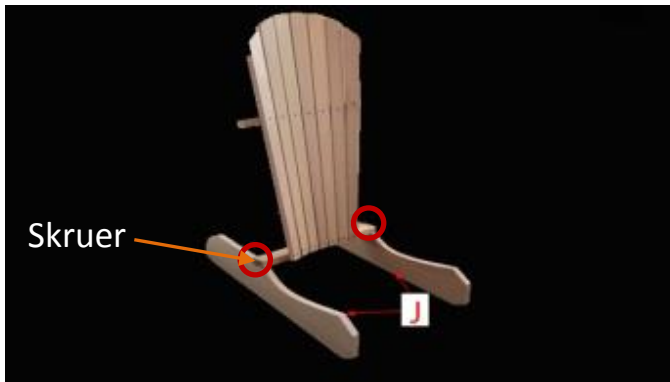


♥ Takk for at dere valgte Canadian Outdoor ♥

3. Montere setet




HUSK LIM



Skruer

Skruer
50 mm - 2 stk



45 mm
skruer

Skruer
50 mm - 2 stk




Skruer
50 mm - 12 stk


♥ Takk for at dere valgte Canadian Outdoor ♥

4. Montere frontleg

HUSK LIM



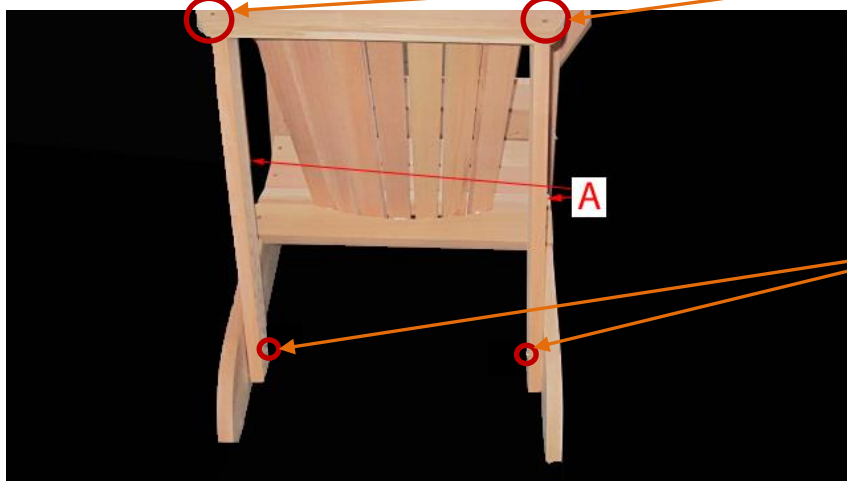
Skruer
50 mm - 2 stk



Bolt
66 mm - 2 stk

5. Montere rygg support spanter

Skruer
50 mm - 4 stk





Skruer
34 mm - 4 stk
(2 på hver side)

♥ Takk for at dere valgte Canadian Outdoor ♥

6. Montere armlener

HUSK LIM



Bolt +
104 mm - 2 stk



♥ Takk for at dere valgte Canadian Outdoor ♥